

Scaled data based on original data using  
LM-79-08 Approved Method: Electrical and Photometric Measurements of Solid-  
State Lighting Products

Test Report Prepared for  
Cooper Lighting Solutions  
(formerly Eaton)

Brand: INVUE

Report Number: P401647

Luminaire Tested: **ENT-SA1E-735-U-SL2-HSS**

Issue Date: 5/20/2020

**Test Information**

Test Method: LM-79-08  
Report Number: P401647  
TEST IS SCALED FROM IESNA LM-79-08 TEST DATA (G1-2004-754-2)  
Test Lab: INNOVATION CENTER  
Issue Date: 5/20/2020  
Manufacturer: COOPER LIGHTING SOLUTIONS (FORMERLY EATON)  
Product Line: INVUE  
Catalog Number: ENT-SA1E-735-U-SL2-HSS  
Description: ENTRI LED LUMINAIRE  
(1) 70 CRI, 3500K, 1050mA LIGHTSQUARE WITH 16 LEDS AND TYPE II SPILL  
LIGHT ELIMINATOR OPTICS WITH HOUSE SIDE SHIELD  
Light Source: -  
Ballast/Driver: ELECTRONIC DRIVER

**Summary**

Lumens per Lamp: N/A  
Luminaire Lumens: 5341 lumens  
Efficiency: N/A  
Efficacy: 93.4 lumens/watt  
Luminous Opening: Rectangular (W 0.5' x L: 0.5' x H: 0')  
IES Classification: Type III - Medium - Non-Cutoff  
BUG Rating: B1 - U0 - G2

Input Watts (W): 57.2  
Input Voltage (V): NR  
Input Current (Ain): NR  
Voltage Rise (V): NR  
Power Factor: NR  
Total Harmonic Distortion (THDi): NR  
Frequency (hertz): 60  
Stabilization Time: NR  
Operation Time: NR  
Ambient Temperature (°C): NR  
Test Distance: 25 FT

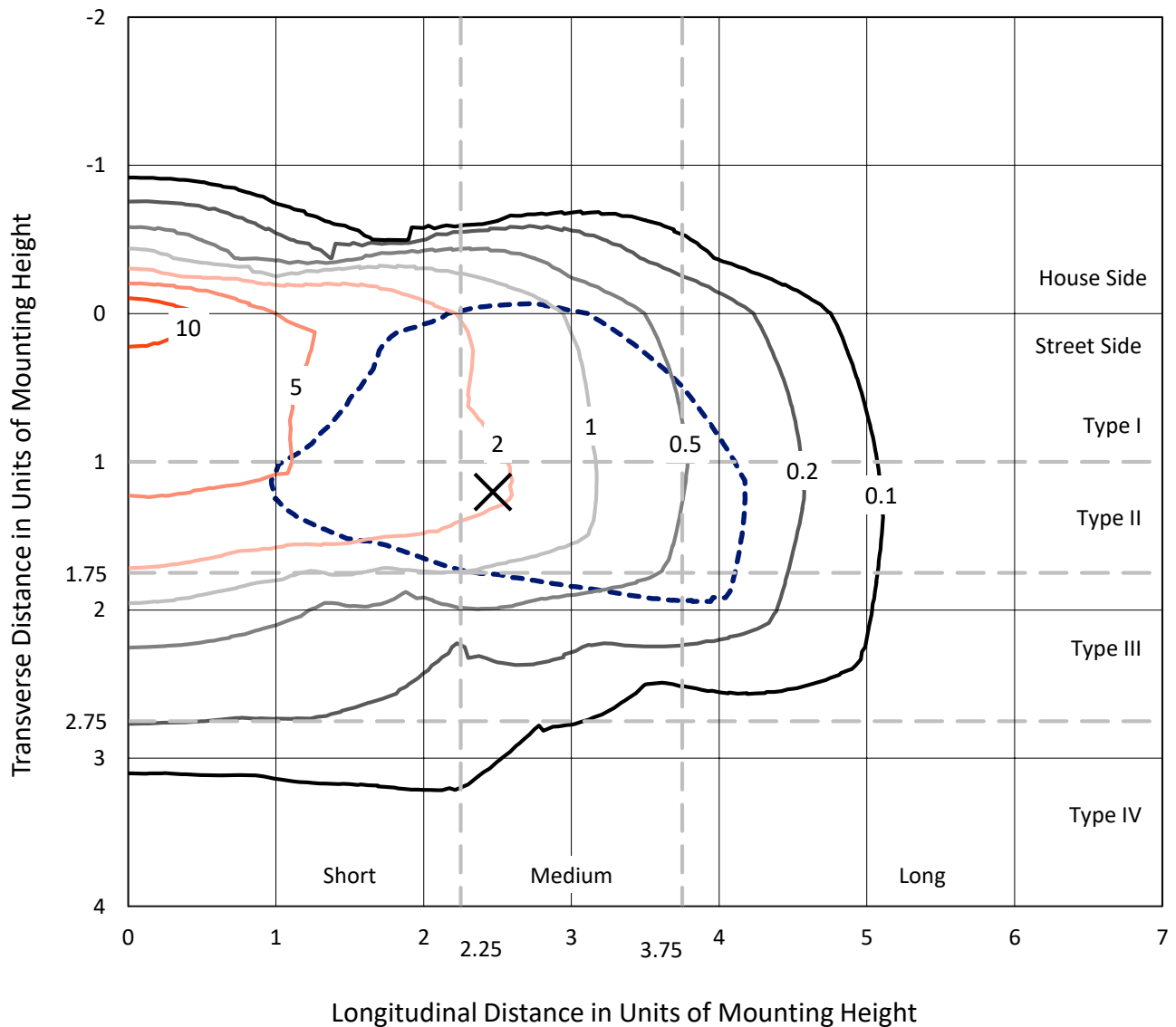


REPORT NUMBER: P401647

CATALOG NUMBER: ENT-SA1E-735-U-SL2-HSS

### Iso-Footcandle Lines of Horizontal Illumination

× Max cd  
 - - - 1/2 Max cd

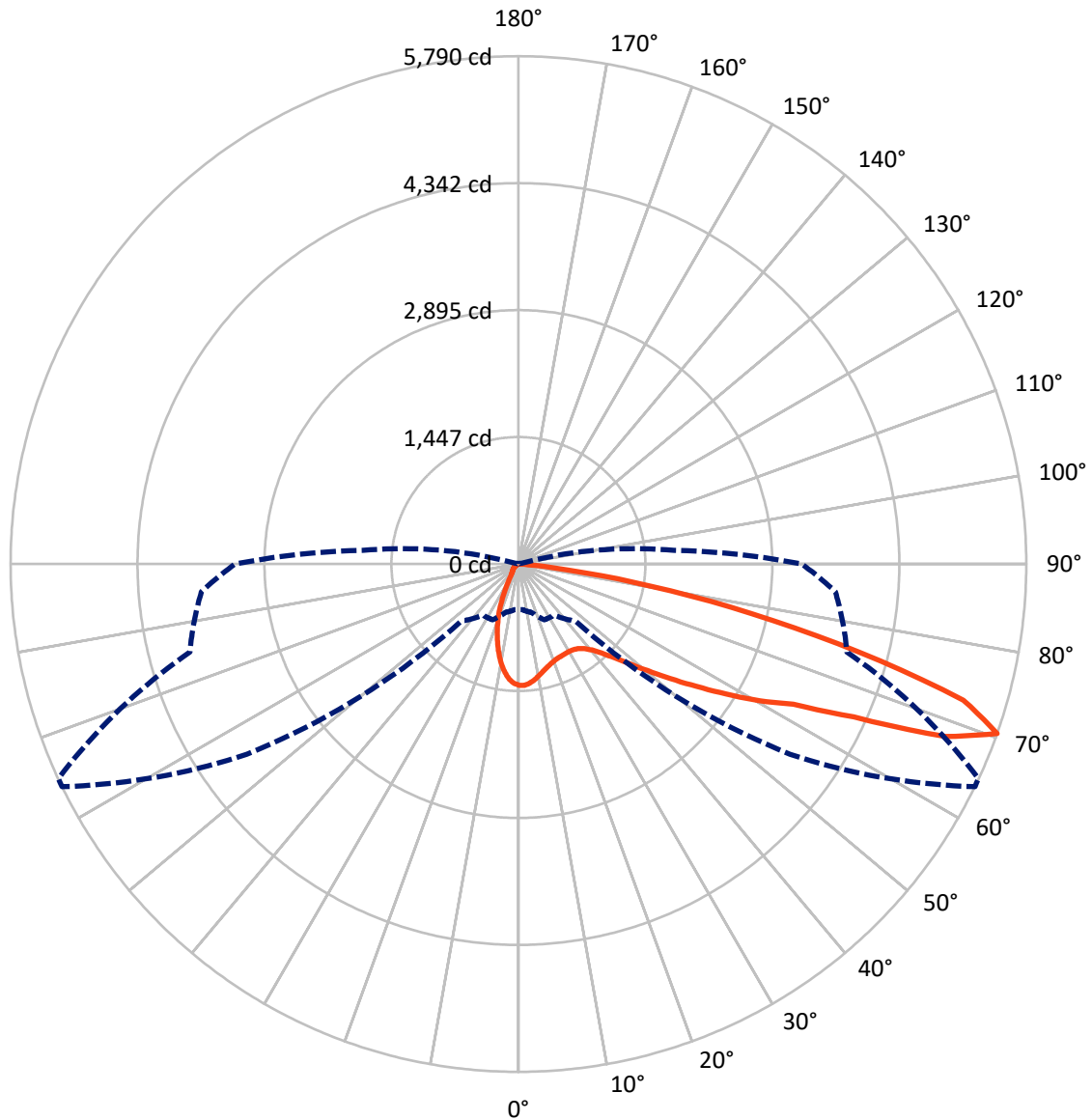


Based on 10 foot mounting height. Maximum calculated value = 13.8 fc  
 Type III - Medium - Non-Cutoff

REPORT NUMBER: P401647

CATALOG NUMBER: ENT-SA1E-735-U-SL2-HSS

### Luminous Intensity Polar Plot



— Vertical Plane Through 64-Deg Lateral    - - - Horizontal Cone Through 70-Deg Vertical

REPORT NUMBER: P401647

CATALOG NUMBER: ENT-SA1E-735-U-SL2-HSS

**FLUX DISTRIBUTION:**

		Downward	Upward	Total
<b>House Side</b>	Lumens	686.1	0.0	686.1
	% Fixture	12.8	0.0	12.8
<b>Street Side</b>	Lumens	4654.9	0.0	4654.9
	% Fixture	87.2	0.0	87.2
<b>Total</b>	Lumens	5341.0	0.0	5341.0
	% Fixture	100.0	0.0	100.0

**Coefficient of Utilization**

**ZONAL LUMENS:**

Zone	Lumens	% Fixture
0°-10°	116.5	2.2
10°-20°	258.5	4.8
20°-30°	356.1	6.7
30°-40°	490.3	9.2
40°-50°	730.8	13.7
50°-60°	1154.4	21.6
60°-70°	1308.1	24.5
70°-80°	858.9	16.1
80°-90°	67.3	1.3
90°-100°	0.0	0.0
100°-110°	0.0	0.0
110°-120°	0.0	0.0
120°-130°	0.0	0.0
130°-140°	0.0	0.0
140°-150°	0.0	0.0
150°-160°	0.0	0.0
160°-170°	0.0	0.0
170°-180°	0.0	0.0
0°-90°	5341.0	100.0
0°-180°	5341.0	100.0



REPORT NUMBER: P401647

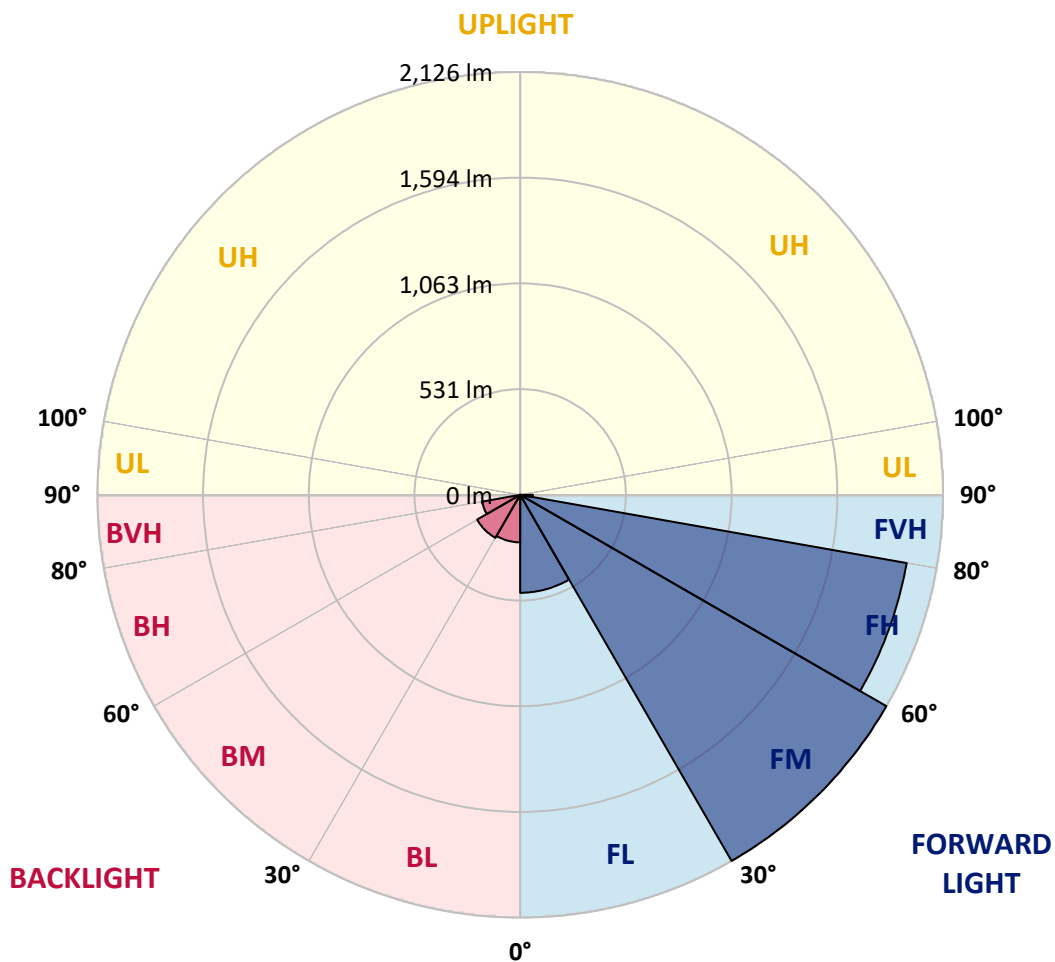
CATALOG NUMBER: ENT-SA1E-735-U-SL2-HSS

**LUMINAIRE CLASSIFICATION SYSTEM LUMEN TABLE AND BUG RATING:**

Zone		Lumens	% Fixture	Zone Rating/Lumen Limit		
				B	U	G
FL	(0°-30°)	492.3	9.2			
FM	(30°-60°)	2125.6	39.8			
FH	(60°-80°)	1973.3	36.9			G2/5000
FVH	(80°-90°)	63.6	1.2			G1/100
BL	(0°-30°)	238.8	4.5	B1/500		
BM	(30°-60°)	249.9	4.7	B1/1000		
BH	(60°-80°)	193.7	3.6	B1/500		G1/500
BVH	(80°-90°)	3.7	0.1			G0/10
UL	(90°-100°)	0.0	0.0		U0/0	
UH	(100°-180°)	0.0	0.0		U0/0	

**BUG Rating: B1-U0-G2**

Type III Medium





REPORT NUMBER: P401647

CATALOG NUMBER: ENT-SA1E-735-U-SL2-HSS

**CANDELA DISTRIBUTION (FULL):**

	0°	5°	15°	25°	35°	45°	55°	64°	65°	75°	85°
0°	1382.6	1382.6	1382.6	1382.6	1382.6	1382.6	1382.6	1382.6	1382.6	1382.6	1382.6
2.5°	1344.1	1344.1	1350.6	1357.2	1361.0	1371.3	1378.8	1384.5	1384.5	1388.2	1381.6
5°	1254.8	1254.8	1260.5	1276.4	1293.4	1315.0	1339.4	1363.8	1368.5	1386.3	1385.4
7.5°	1172.2	1179.7	1189.1	1205.1	1222.9	1254.8	1288.7	1330.9	1335.6	1378.8	1388.2
10°	1114.9	1119.6	1125.2	1143.1	1169.4	1206.0	1242.6	1292.4	1300.9	1365.7	1388.2
12.5°	1068.9	1069.8	1078.3	1098.0	1123.3	1159.0	1200.4	1254.8	1265.2	1342.2	1384.5
15°	1036.0	1035.1	1044.5	1063.2	1087.7	1124.3	1164.7	1222.0	1233.2	1322.5	1383.5
17.5°	1016.3	1017.2	1024.7	1038.8	1062.3	1097.0	1138.4	1194.7	1206.0	1306.5	1388.2
20°	1016.3	1016.3	1021.0	1027.5	1045.4	1076.4	1116.8	1175.0	1186.3	1296.2	1394.8
22.5°	1036.0	1034.1	1037.9	1032.2	1040.7	1062.3	1103.6	1161.9	1174.1	1291.5	1405.1
25°	1071.7	1067.9	1070.8	1058.5	1049.1	1058.5	1095.2	1156.2	1169.4	1292.4	1414.5
27.5°	1121.5	1121.5	1115.8	1098.9	1075.4	1065.1	1094.2	1152.5	1165.6	1292.4	1421.1
30°	1191.0	1188.2	1179.7	1162.8	1126.2	1091.4	1103.6	1152.5	1165.6	1293.4	1423.0
32.5°	1260.5	1262.4	1267.1	1250.1	1200.4	1136.5	1126.2	1160.9	1172.2	1292.4	1420.2
35°	1330.9	1331.9	1352.5	1354.4	1290.5	1208.8	1164.7	1183.5	1191.0	1301.8	1422.0
37.5°	1392.9	1397.6	1438.0	1457.7	1405.1	1301.8	1225.7	1225.7	1229.5	1327.2	1433.3
40°	1462.4	1474.6	1523.5	1567.6	1547.0	1421.1	1315.0	1287.7	1289.6	1373.2	1458.7
42.5°	1543.2	1558.2	1622.1	1686.0	1685.0	1567.6	1427.7	1386.3	1388.2	1453.0	1510.3
45°	1645.6	1655.9	1736.7	1816.5	1833.4	1729.2	1569.5	1515.0	1516.9	1574.2	1610.8
47.5°	1770.5	1782.7	1860.7	1956.5	1999.7	1923.6	1753.6	1694.4	1688.8	1729.2	1755.5
50°	1933.9	1957.4	2003.4	2095.5	2199.7	2149.0	1969.6	1910.4	1902.9	1934.9	1943.3
52.5°	2089.8	2111.4	2130.2	2214.8	2416.7	2428.9	2234.5	2169.7	2162.2	2169.7	2180.0
55°	2113.3	2125.5	2139.6	2254.2	2592.3	2784.9	2536.0	2459.0	2437.4	2423.3	2458.0
57.5°	1926.4	1918.9	1965.9	2121.8	2621.5	3178.4	2943.6	2794.3	2773.6	2695.7	2660.9
60°	1525.3	1515.0	1559.2	1772.4	2458.0	3373.8	3509.1	3165.3	3114.6	2853.5	2819.6
62.5°	1071.7	1059.5	1116.8	1242.6	1906.7	3335.3	4146.8	3516.6	3416.1	2993.4	2947.4
65°	825.6	820.0	851.0	879.1	1163.7	2889.1	4498.1	4202.2	3994.7	3145.6	3086.4
67.5°	647.1	654.7	693.2	774.9	751.4	1800.6	4465.2	5248.6	5041.0	3425.5	3387.9
70°	520.3	522.2	570.1	700.7	709.1	916.7	3780.5	5789.6	5786.7	3877.2	3627.4
72.5°	314.7	323.1	401.1	605.8	715.7	701.6	2541.6	5304.9	5378.2	3982.4	3271.4
75°	151.2	159.7	207.6	406.7	711.0	682.8	1375.1	4016.3	4110.2	3571.0	2652.5
77.5°	56.4	63.9	95.8	199.1	526.9	625.5	723.2	2707.9	2782.1	2613.9	1796.8
80°	17.8	20.7	37.6	91.1	267.7	516.6	465.9	1527.2	1577.0	1144.0	603.9
82.5°	1.9	2.8	10.3	31.0	103.3	263.0	273.3	574.8	600.2	223.5	122.1
85°	0.0	0.0	0.0	0.0	1.9	1.9	67.6	109.9	90.2	21.6	35.7
87.5°	0.0	0.0	0.0	0.0	0.0	0.9	1.9	2.8	2.8	2.8	3.8
90°	0.0	0.0	0.0	0.0	0.0	0.0	0.0	0.0	0.0	0.0	0.0



REPORT NUMBER: P401647

CATALOG NUMBER: ENT-SA1E-735-U-SL2-HSS

**CANDELA DISTRIBUTION (continued):**

	90°	95°	105°	115°	125°	135°	145°	155°	165°	175°	180°
0°	1382.6	1382.6	1382.6	1382.6	1382.6	1382.6	1382.6	1382.6	1382.6	1382.6	1382.6
2.5°	1380.7	1380.7	1374.1	1363.8	1350.6	1331.9	1327.2	1312.1	1312.1	1299.9	1298.1
5°	1382.6	1376.9	1355.3	1323.4	1279.3	1231.4	1201.3	1168.4	1140.3	1122.4	1124.3
7.5°	1382.6	1370.4	1327.2	1256.7	1174.1	1091.4	1028.5	955.2	921.4	898.9	909.2
10°	1378.8	1358.2	1283.0	1175.9	1045.4	930.8	827.5	743.0	684.7	660.3	639.6
12.5°	1370.4	1340.3	1227.6	1075.4	908.3	758.0	615.2	504.4	427.4	388.9	384.2
15°	1362.9	1321.5	1162.8	965.6	753.3	557.0	397.3	291.2	225.4	210.4	212.3
17.5°	1361.0	1303.7	1100.8	849.1	602.1	371.0	229.2	185.0	175.6	171.9	170.9
20°	1361.9	1287.7	1033.2	733.6	426.4	231.1	173.8	163.4	159.7	157.8	156.9
22.5°	1365.7	1269.9	966.5	612.4	291.2	169.1	155.0	148.4	143.7	140.9	139.9
25°	1365.7	1250.1	892.3	483.7	190.7	148.4	139.0	130.6	124.0	120.2	120.2
27.5°	1362.9	1227.6	815.3	367.2	151.2	132.4	122.1	110.8	102.4	97.7	97.7
30°	1354.4	1200.4	741.1	256.4	132.4	118.3	105.2	91.1	80.8	76.1	74.2
32.5°	1342.2	1171.3	655.6	180.3	119.3	103.3	88.3	73.3	63.9	58.2	58.2
35°	1329.0	1142.1	563.6	138.1	108.0	91.1	74.2	59.2	50.7	47.0	46.0
37.5°	1322.5	1111.1	473.4	119.3	96.7	78.0	60.1	47.9	41.3	38.5	37.6
40°	1327.2	1087.7	385.1	107.1	86.4	65.7	49.8	40.4	34.8	31.0	31.0
42.5°	1355.3	1074.5	301.5	97.7	77.0	55.4	41.3	32.9	27.2	24.4	24.4
45°	1412.6	1083.9	229.2	89.2	65.7	46.0	34.8	26.3	20.7	17.8	17.8
47.5°	1508.4	1121.5	173.8	81.7	56.4	37.6	28.2	20.7	16.0	14.1	13.1
50°	1648.4	1195.7	136.2	74.2	47.0	31.9	23.5	16.0	12.2	10.3	10.3
52.5°	1850.3	1324.3	116.5	65.7	38.5	26.3	18.8	12.2	9.4	7.5	7.5
55°	2098.3	1487.8	105.2	58.2	31.0	21.6	15.0	9.4	6.6	5.6	4.7
57.5°	2299.3	1617.4	98.6	50.7	26.3	18.8	11.3	7.5	5.6	3.8	3.8
60°	2476.8	1701.0	87.4	42.3	22.5	15.0	9.4	5.6	3.8	2.8	2.8
62.5°	2620.5	1755.5	72.3	33.8	18.8	12.2	7.5	4.7	3.8	2.8	2.8
65°	2784.0	1799.6	59.2	26.3	16.0	10.3	6.6	3.8	2.8	2.8	2.8
67.5°	3104.2	1898.2	44.1	20.7	12.2	8.5	5.6	3.8	2.8	1.9	1.9
70°	3229.2	1782.7	34.8	16.9	9.4	7.5	5.6	3.8	1.9	1.9	1.9
72.5°	2748.3	1334.7	27.2	14.1	8.5	6.6	5.6	3.8	2.8	2.8	1.9
75°	2180.0	901.7	21.6	11.3	8.5	7.5	5.6	5.6	4.7	3.8	3.8
77.5°	1392.0	399.2	16.9	9.4	8.5	9.4	8.5	5.6	5.6	4.7	4.7
80°	415.2	95.8	12.2	7.5	6.6	7.5	8.5	5.6	3.8	2.8	2.8
82.5°	90.2	22.5	7.5	3.8	4.7	3.8	5.6	5.6	3.8	2.8	2.8
85°	30.1	8.5	4.7	3.8	2.8	2.8	2.8	2.8	2.8	2.8	1.9
87.5°	1.9	2.8	2.8	1.9	1.9	1.9	1.9	0.9	0.9	1.9	1.9
90°	0.0	0.0	0.0	0.0	0.0	0.0	0.0	0.0	0.0	0.0	0.0

(END OF REPORT)